

# Technical Data Sheet



generation

20

## ULTRAFILL LITE

A superior lightweight multipurpose polyester filler that is ideal for the medium and fine filler work found in the bodyshop. The perfect product for feathering out a very fine, smooth edge.

code: UFLG20



**proxl.com**

Visit our website  
for more products

## Technical Data

### Technical Information

Mixing ratio	Mix 100 parts filler with 2 parts hardener
Specific gravity	1.18g / cm <sup>3</sup>
VOC Directive	2004/42/11B(b),(250)
VOC content	Max 250 g/l
Storage	Store in a cool place between +5°C and +25°C (+41°F and +77°F)
Shelf Life	Use within 12 months for best results. Guaranteed shelf life of 18 months in unused original containers.

## Substrates

- Old sound paintwork
- Bare metal
- Galvanised
- Aluminium
- Polyester
- Wooden surfaces

## Surface Preparation



Sand surface with an appropriate grit paper










Clean substrate using a soft cloth and degrease

Make sure the surface is first wiped dry and then air dried

## Drying time

Working time	5-6 minutes
Infrared dry Lamp distance: <70cm	2-3 minutes
Air dry @ 20°C (68°F)	15-20 minutes

1 	Always wear protective equipment
2 	Mix 100:2 with hardener (do not over-catalyse with too much)
3 	Apply filler as necessary to the repair area. Working time - 5-6 minutes
4 	Infrared dry - 2-3 minutes Air dry (20°C (68°F) - 15-20 minutes
5 	Sand with P120 - P320
6 	Use Generation20 Guidecoat during sanding to identify high and low spots. Use ULTRAFILL Glaze to fill imperfections such as pin holes and prior to painting.
7 	Repeat previous steps until desired result is achieved

## Notes

- Do not apply to Etch Primer, 1K Filler, TPA substrates and soft old paintwork
- Do not apply at temperatures below +5°C (+41°F)
- Dry sanding is always recommended

## DISPOSAL

Completely emptied cans should be put in recycling skips or appropriate container. Cans which are not empty should be disposed of as special refuse.

This application and technical information is given to the best of our knowledge. The notes mentioned herein are, however, non-binding and do not exempt you from own tests to see whether the products supplied by us are suitable for your special application. The use and processing is beyond our control and therefore exclusively is the responsibility of the user.

## ENVIRONMENTAL

ProXL is committed to use formulations without restricted or critical ingredients and to achieve the best possible performance. The caps and packagings are made of recyclable material.

### DISCLAIMER OF LIABILITY

The information contained in this Technical Data Sheet is correct to the best of Alpha Coatings Limited trading as Capella Solutions Group's ("Capella") knowledge, however, you must satisfy yourselves that the Goods are suitable for your needs by way of your independent testing or other processes. Capella makes no warranty, representation, or guarantee regarding the information contained in the Technical Data Sheet or the suitability of its products and services for any particular purpose, nor does Capella assume liability arising out of the application or use of the Goods other than any liability which cannot be limited by law including but not limited to liability for: (a) death or personal injury caused by negligence; (b) fraud or fraudulent misrepresentation; and (c) breach of the terms implied by section 12 of the Sales of Goods Act 1979, in such circumstances Capella's total liability shall not exceed the cost of the Goods. Capella's total liability includes liability in contract, tort, negligence, breach of statutory duty, or otherwise. It is the Customer's responsibility to ensure that the guidance on the Technical Data Sheet is followed.